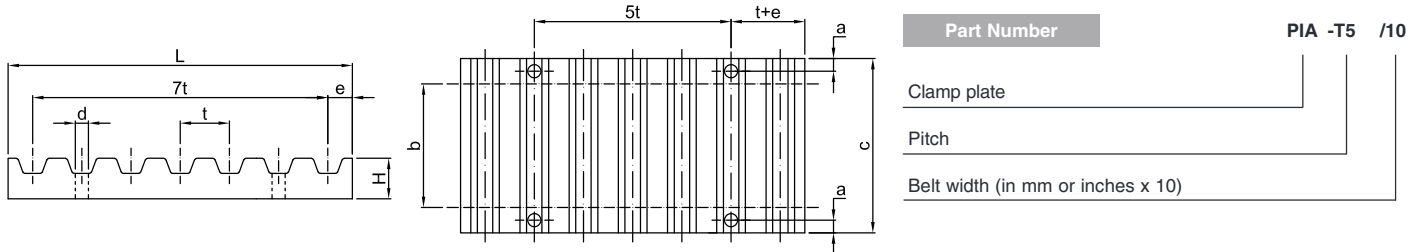


# Clamp plates

Clamp plates may be used as positive attachment of the belt ends in numerous applications in linear drives. Clamp plates must have the correct belt profile, guarantee a uniform clamping force on all the clamped belt surface and must be rigid. For standard applications a minimum of 7 teeth in clamp is recommended.

For use with timing belts with special cords (e.g. HPL), a minimum of 12 teeth in clamp is recommended, so a special execution is required. Clamp plates can be supplied both in finished version and in raw version too.

Standard material: aluminum.



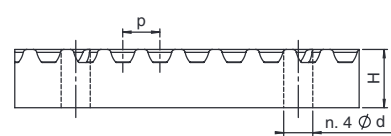
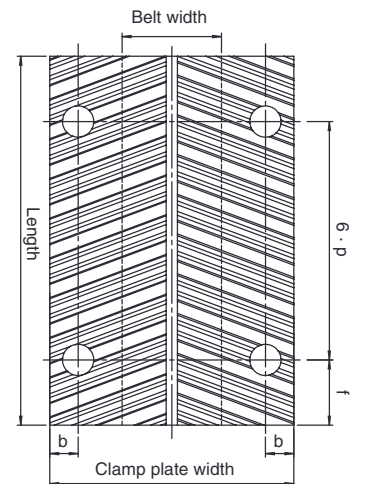
Type	a [mm]	d [mm]	e [mm]	L [mm]	H [mm]	Belt width [mm]								
						6	10	16	25	32	50	75	100	150
T5	6	5,5	3,2	41,8	8	-	29	35	44	-	-	-	-	-
AT5	6	5,5	3,2	41,8	8	-	29	35	44	-	-	-	-	-
T10	8	9	5	80	15	-	-	41	50	57	75	100	125	175**
AT10	8	9	5	80	15	-	-	41	50	57	75	100	125	175**
T20*	10	11	10	160	20	-	-	-	56	63	81	106	132	182
AT20*	10	11	10	160	20	-	-	-	56	63	81	106	132	182

Type	a [mm]	d [mm]	e [mm]	L [mm]	H [mm]	Belt width [inch/100]							
						025	032	037	050	075	100	150	200
XL	6	5,5	3,5	42,5	8	25,5	27	28,5	-	-	-	-	-
L	8	9	6	76,6	15	-	-	36	39	45	51,5	64	77
H	10	11	9	106,9	22	-	-	-	45	51	57,5	70	83

Type	a [mm]	d [mm]	e [mm]	L [mm]	H [mm]	Belt width [mm]												
						6	9	15	20	25	30	40	50	55	85	115	150	170
3M	5	4,5	2	25	5	21	24	30	-	-	-	-	-	-	-	-	-	-
5M	6	5,5	3,4	41,8	8	-	28	34	-	44	-	-	-	-	-	-	-	-
8M	8	9	5	66	15	-	-	40	45	-	55	-	75	-	110	-	-	-
14M	10	11	9	116	22	-	-	-	-	56	-	71	-	86	116	146	181**	201**

\* = Pitch on request  
\*\* = width on request

EAGLE Belts	Clamp plates					Belt width [mm]												
	Pitch	b	d	f	Length [mm]	H	12,5	25	16	25	32	50	75	100	35	52,5	70	105
							Clamp plate width [mm]											
EAGLE 5	6	5,5	8,5	47	7,5	30	-	-	-	-	-	-	-	-	-	-	-	-
	7					45	-	-	-	-	-	-	-	-	-	-	-	-
EAGLE 8	7,5	9	13	74	14,5	-	-	40	-	-	-	-	-	-	-	-	-	-
	8					-	-	50	57	75	-	-	-	-	-	-	-	-
EAGLE 10	8	9	17	94	14,5	-	-	-	50	57	75	100	125	-	-	-	-	-
EAGLE 14	9,5	11	23	130	22	-	-	-	-	-	-	-	-	65	82,5	100	-	-
	10					-	-	-	-	-	-	-	-	-	-	-	-	-



## Raw clamp plates

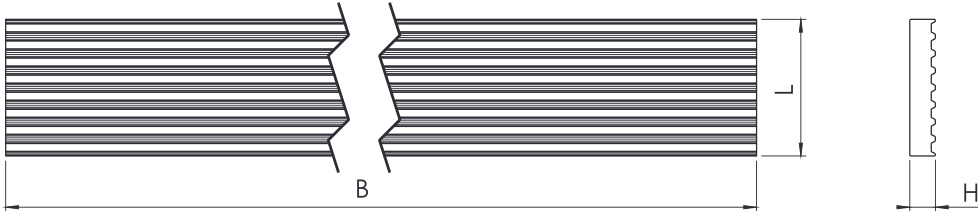
Part Number **PIA -T5 -S**

Clamp plate

Pitch

Raw execution

(Note: fore Eagle type specify the belt width)



Type	B [mm]	H [mm]	L [mm]
T5	750	8	41,8
AT5	750	8	41,8
T10	750	15	80,0
AT10	750	15	80,0

Type	B [mm]	H [mm]	L [mm]
XL	750	8	42,5
L	750	15	76,6
H	750	22	106,9

Type	B [mm]	H [mm]	L [mm]
3M	750	5	25,0
5M	750	8	41,8
8M	750	15	66,0
14M	750	22	116,0

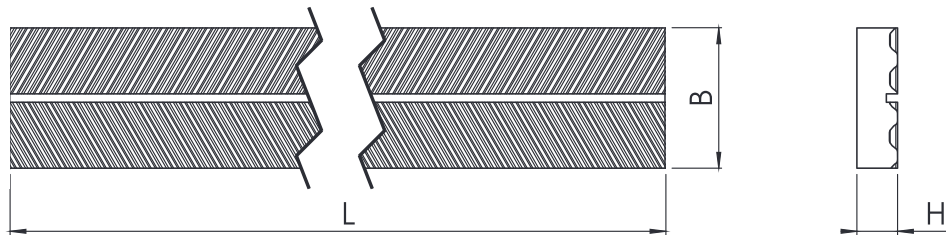
Part Number **PIA -E8 -WS**

Clamp plate

Pitch

Raw execution

(Note: fore Eagle type specify the belt width)



EAGLE Belts	Row clamp plates															
	Pitch	L [mm]	H [mm]	Code												
				PIA-E5-12,5S	PIA-E5-25S	PIA-E8-YS	PIA-E8-MS	PIA-E8-WS	PIA-E8-LS	PIA-E10-25S	PIA-E10-32S	PIA-E10-50S	PIA-E10-75S	PIA-E14-BS	PIA-E14-GS	PIA-E14-OS
B [mm]																
EAGLE 5	710	7,5	30	45	-	-	-	-	-	-	-	-	-	-	-	-
EAGLE 8	730	14,5	-	-	40	50	57	75	-	-	-	-	-	-	-	-
EAGLE 10	710	14,5	-	-	-	-	-	-	50	57	75	100	-	-	-	-
EAGLE 14	710	22	-	-	-	-	-	-	-	-	-	-	65	82,5	100	136