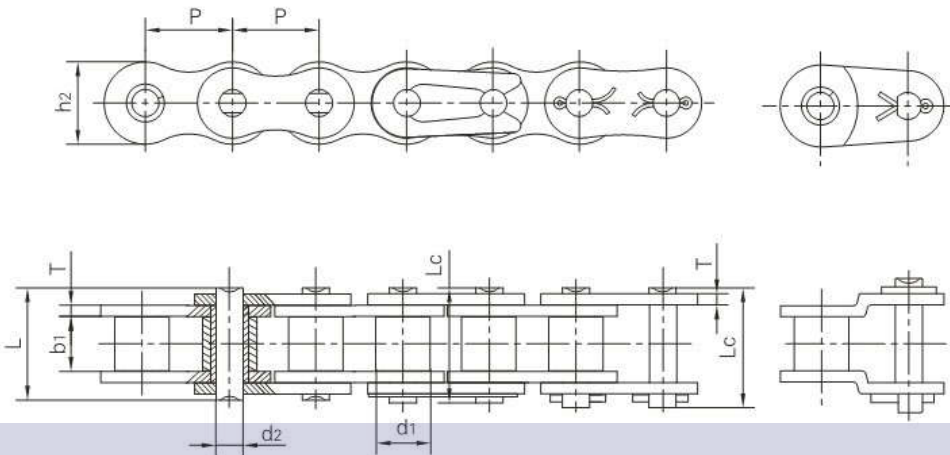




A系列短节距精密滚子链  
Short pitch precision roller chains (A series)



单排滚子链/套筒链  
Simplex roller chains & bushing chains

DIN/ISO 链号	ANSI 链号	节距 Pitch	滚子直径 Roller diameter	内节内宽 Width between inner plates	销轴直径 Pin diameter	销轴长度 Pin length		内链板高度 Inner plate depth	链板厚度 Plate thick- ness	极限拉伸载荷 Ultimate tensile strength	平均拉伸载荷 Average tensile strength	每米长重 Weight per meter
DIN/ISO Chain No.	ANSI Chain No.	P	d1 max	b1 min	d2 max	L max	Lc max	h2 max	T max	Q min	Q0	q
		mm	mm	mm	mm	mm	mm	mm	mm	kN/LB	kN	kg/m
*03C	*15	4.7625	2.48	2.38	1.62	6.10	6.90	4.30	0.60	1.80/409	2.0	0.08
*04C-1	*25	6.350	3.30	3.18	2.31	7.90	8.40	6.00	0.80	3.50/795	4.6	0.15
*06C-1	*35	9.525	5.08	4.77	3.58	12.40	13.17	9.00	1.30	7.90/1795	10.8	0.33
085-1	41	12.700	7.77	6.25	3.58	13.75	15.00	9.91	1.30	6.67/1516	12.6	0.41
08A-1	40	12.700	7.95	7.85	3.96	16.60	17.80	12.00	1.50	14.10/3205	17.5	0.62
10A-1	50	15.875	10.16	9.40	5.08	20.70	22.20	15.09	2.03	22.20/5045	29.4	1.02
12A-1	60	19.050	11.91	12.57	5.94	25.90	27.70	18.00	2.42	31.80/7227	41.5	1.50
16A-1	80	25.400	15.88	15.75	7.92	32.70	35.00	24.00	3.25	56.70/12886	69.4	2.60
20A-1	100	31.750	19.05	18.90	9.53	40.40	44.70	30.00	4.00	88.50/20114	109.2	3.91
24A-1	120	38.100	22.23	25.22	11.10	50.30	54.30	35.70	4.80	127.00/28864	156.3	5.62
28A-1	140	44.450	25.40	25.22	12.70	54.40	59.00	41.00	5.60	172.40/39182	212.0	7.50
32A-1	160	50.800	28.58	31.55	14.27	64.80	69.60	47.80	6.40	226.80/51545	278.9	10.10
36A-1	180	57.150	35.71	35.48	17.46	72.80	78.60	53.60	7.20	280.20/63682	341.8	13.45
40A-1	200	63.500	39.68	37.85	19.85	80.30	87.20	60.00	8.00	353.80/80409	431.6	16.15
48A-1	240	76.200	47.63	47.35	23.81	95.50	103.00	72.39	9.50	510.30/115977	622.5	23.20

\*套筒链: 表中滚子直径d1为套筒直径

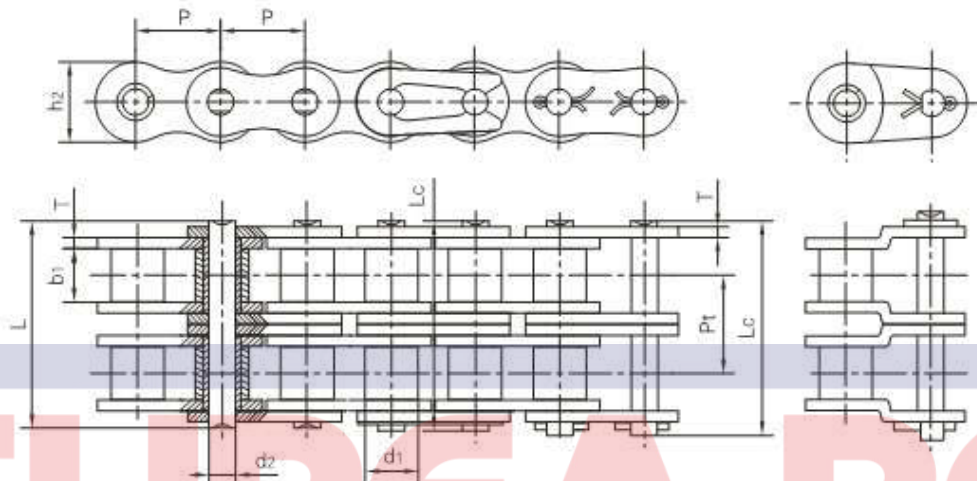
\*Bushing chains: d1 in the table indicate the external diameter of the bushing.



源景鏈條  
VISION CHAIN

传动用滚子链 Driving chains

A系列短节距精密滚子链  
Short pitch precision roller chains (A series)



双排滚子链/套筒链  
Duplex roller chains & bushing chains

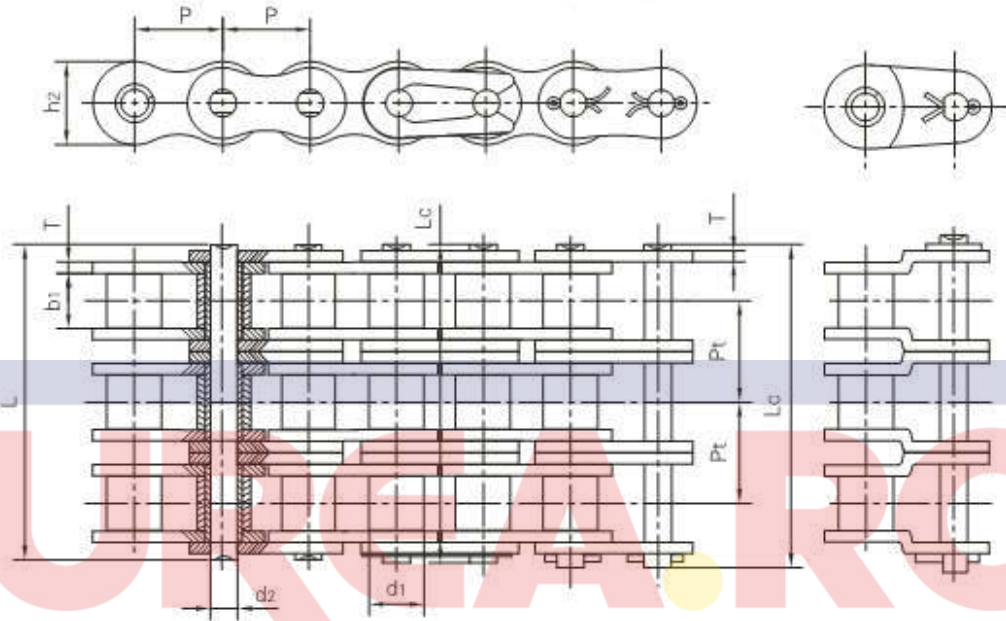
DIN/ISO 链号	ANSI 链号	节距 Pitch	滚子直径 Roller diameter	内节内宽 Width between inner plates	销轴直径 Pin diameter	销轴长度 Pin length		内链板高度 Inner plate depth	链板厚度 Plate thick- ness	排距 Transversal pitch	极限拉伸载荷 Ultimate tensile strength	平均拉伸载荷 Average tensile strength	每米重量 Weight per meter
DIN/ISO Chain No.	ANSI Chain No.	P	d1 max	b1 min	d2 max	L max	Lc max	h2 max	T max	Pt	Q min	Q0	q
		mm	mm	mm	mm	mm	mm	mm	mm	mm	kN/LB	kN	kg/m
*04C-2	*25-2	6.350	3.30	3.18	2.31	14.5	15.0	6.00	0.80	6.40	7.00/1591	8.6	0.28
*06C-2	*35-2	9.525	5.08	4.77	3.58	22.5	23.3	9.00	1.30	10.13	15.80/3591	19.7	0.63
085-2	41-2	12.700	7.77	6.25	3.58	26.7	26.9	9.91	1.30	11.96	13.34/3032	16.9	0.81
08A-2	40-2	12.700	7.95	7.85	3.96	31.0	32.2	12.00	1.50	14.38	28.20/6409	35.9	1.12
10A-2	50-2	15.875	10.16	9.40	5.08	38.9	40.4	15.09	2.03	18.11	44.40/10091	58.1	2.00
12A-2	60-2	19.050	11.91	12.57	5.94	48.8	50.5	18.00	2.42	22.78	63.60/14455	82.1	2.92
16A-2	80-2	25.400	15.88	15.75	7.92	62.7	64.3	24.00	3.25	29.29	113.40/25773	141.8	5.15
20A-2	100-2	31.750	19.05	18.90	9.53	76.4	80.5	30.00	4.00	35.76	177.00/40227	219.4	7.80
24A-2	120-2	38.100	22.23	25.22	11.10	95.8	99.7	35.70	4.80	45.44	254.00/57727	314.9	11.70
28A-2	140-2	44.450	25.40	25.22	12.70	103.3	107.9	41.00	5.60	48.87	344.80/78364	427.5	15.14
32A-2	160-2	50.800	28.58	31.55	14.27	123.3	128.1	47.80	6.40	58.55	453.60/103091	562.4	20.14
36A-2	180-2	57.150	35.71	35.48	17.46	138.6	144.4	53.60	7.20	65.84	560.50/127386	695.0	29.22
40A-2	200-2	63.500	39.68	37.85	19.85	151.9	158.8	60.00	8.00	71.55	707.60/160818	877.4	32.24
48A-2	240-2	76.200	47.63	47.35	23.81	183.4	190.8	72.39	9.50	87.83	1020.60/213955	1255.3	45.23

\*套筒链: 表中滚子直径d1为套筒直径  
\*Bushing chains: d1 in the table indicate the external diameter of the bushing.





A系列短节距精密滚子链  
Short pitch precision roller chains (A series)



三排滚子链/套筒链  
Triplex roller chains & bushing chains

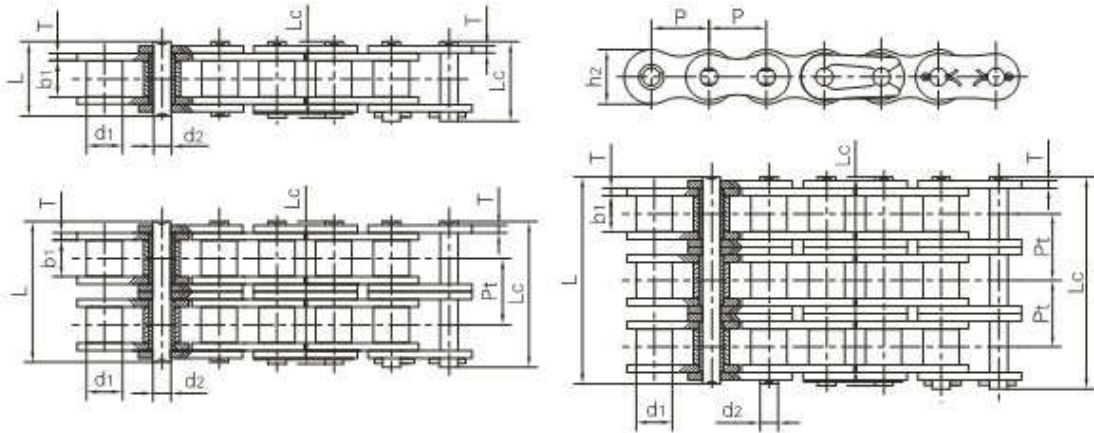
DIN/ISO 链号 DIN/ISO Chain No.	ANSI 链号 ANSI Chain No.	节距 Pitch P	滚子直径 Roller diameter d1	内节内宽 Width between inner plates b1	销轴直径 Pin diameter d2	销轴长度 Pin length		内链板高度 Inner plate depth hz	链板厚度 Plate thick- ness T	排距 Transversal pitch Pl	极限拉伸载荷 Ultimate tensile strength Qmin	平均拉伸载荷 Average tensile strength Q0	每米长重 Weight per meter q
						Lmax	Lcmax						
						mm	mm						
*04C-3	*25-3	6.350	3.30	3.18	2.31	21.0	21.5	6.00	0.80	6.40	10.5/2386	12.6	0.44
*06C-3	*35-3	9.525	5.08	4.77	3.58	32.7	33.5	9.00	1.30	10.13	23.7/5386	28.6	1.05
08A-3	40-3	12.700	7.95	7.85	3.96	45.4	46.6	12.00	1.50	14.38	42.3/9614	50.0	1.90
10A-3	50-3	15.875	10.16	9.40	5.08	57.0	58.5	15.09	2.03	18.11	66.6/15136	77.8	3.09
12A-3	60-3	19.050	11.91	12.57	5.94	71.5	73.3	18.00	2.42	22.78	95.4/21682	111.1	4.54
16A-3	80-3	25.400	15.88	15.75	7.92	91.7	93.6	24.00	3.25	29.29	170.1/38659	198.4	7.89
20A-3	100-3	31.750	19.05	18.90	9.53	112.2	116.3	30.00	4.00	35.76	265.5/60341	309.6	11.77
24A-3	120-3	38.100	22.23	25.22	11.10	141.4	145.2	35.70	4.80	45.44	381.0/86591	437.2	17.53
28A-3	140-3	44.450	25.40	25.22	12.70	152.2	156.8	41.00	5.60	48.87	517.2/117545	593.3	22.20
32A-3	160-3	50.800	28.58	31.55	14.27	181.8	186.6	47.80	6.40	58.55	680.4/154636	780.6	30.02
36A-3	180-3	57.150	35.71	35.48	17.46	204.4	210.2	53.60	7.20	65.84	840.7/191068	983.6	38.22
40A-3	200-3	63.500	39.68	37.85	19.85	223.5	230.4	60.00	8.00	71.55	1061.4/241227	1217.8	49.03
48A-3	240-3	76.200	47.63	47.35	23.81	271.3	278.6	72.39	9.50	87.83	1530.9/347932	1756.5	71.60

\*套筒链: 表中滚子直径d1为套筒直径

\*Bushing chains: d1 in the table indicate the external diameter of the bushing.



加重系列滚子链  
Heavy duty series roller chains



DIN/ISO 链号 DIN/ISO Chain No.	ANSI 链号 ANSI Chain No.	节距 Pitch	滚子直径 Roller diameter	内节内宽 Width between inner plates	销轴直径 Pin diameter	销轴长度 Pin length		内链板高度 Inner plate depth	链板厚度 Plate thick- ness	排距 Transversal pitch	极限拉伸载荷 Ultimate tensile strength	平均拉伸载荷 Average tensile strength	每米重量 Weight per meter
		P	d <sub>1</sub> max	b <sub>1</sub> min	d <sub>2</sub> max	L <sub>max</sub>	L <sub>c</sub> max	h <sub>2</sub> max	T <sub>max</sub>	Pt	Q <sub>min</sub>	Q <sub>0</sub>	q
		mm	mm	mm	mm	mm	mm	mm	mm	mm	kN/LB	kN	kg/m
	*35H	9.525	5.08	4.77	3.58	13.3	14.3	9.00	1.50		7.9/1795	10.8	0.41
08AH-1	40H	12.700	7.95	7.85	3.96	18.8	19.9	12.00	2.03		14.1/3205	19.1	0.82
10AH-1	50H	15.875	10.16	9.40	5.08	22.1	23.4	15.09	2.42		22.2/5045	30.2	1.25
12AH-1	60H	19.050	11.91	12.57	5.94	29.2	31.0	18.00	3.25		31.8/7227	42.7	1.87
16AH-1	80H	25.400	15.88	15.75	7.92	36.2	37.7	24.00	4.00		56.7/12886	71.4	3.10
20AH-1	100H	31.750	19.05	18.90	9.53	43.6	46.9	30.00	4.80		88.5/20114	112.4	4.52
24AH-1	120H	38.100	22.23	25.22	11.10	53.5	57.5	35.70	5.60		127.0/28864	160.9	6.60
28AH-1	140H	44.450	25.40	25.22	12.70	57.6	62.2	41.00	6.40		172.4/39182	217.3	8.30
32AH-1	160H	50.800	28.58	31.55	14.27	68.2	73.0	47.80	7.20		226.8/51545	285.8	10.30
36AH-1	180H	57.150	35.71	35.48	17.46	75.9	81.6	53.60	8.00		281.0/63863	341.8	14.83
40AH-1	200H	63.500	39.68	37.85	19.85	86.6	93.5	60.00	9.50		353.8/80409	444.5	19.16
48AH-1	240H	76.200	47.63	47.35	23.81	109.6	116.9	72.30	12.70		510.3/115977	622.5	30.4
12AH-2	60H-2	19.050	11.91	12.57	5.94	55.3	57.1	18.00	3.25	26.11	63.6/14455	84.5	3.71
16AH-2	80H-2	25.400	15.88	15.75	7.92	68.8	70.3	24.00	4.00	32.59	113.4/25773	145.3	6.15
20AH-2	100H-2	31.750	19.05	18.90	9.53	82.7	86.0	30.00	4.80	39.09	177.0/40227	225.9	9.03
24AH-2	120H-2	38.100	22.23	25.22	11.10	102.4	106.4	35.70	5.60	48.87	254.0/57727	322.7	13.13
28AH-2	140H-2	44.450	25.40	25.22	12.70	109.8	114.4	41.00	6.40	52.20	344.8/78364	437.7	16.60
32AH-2	160H-2	50.800	28.58	31.55	14.27	130.1	134.9	47.80	7.20	61.90	453.6/103091	571.6	20.20
40AH-2	200H-2	63.500	39.68	37.85	19.85	164.9	171.8	60.00	9.50	78.31	707.6/160818	894.9	38.11
12AH-3	60H-3	19.050	11.91	12.57	5.94	81.4	83.2	18.00	3.25	26.11	95.4/21682	113.9	5.54
16AH-3	80H-3	25.400	15.88	15.75	7.92	101.4	102.9	24.00	4.00	32.59	170.1/38659	203.5	9.42
20AH-3	100H-3	31.750	19.05	18.90	9.53	121.8	125.1	30.00	4.80	39.09	265.5/60341	314.8	12.96
24AH-3	120H-3	38.100	22.23	25.22	11.10	151.2	155.2	35.70	5.60	48.87	381.0/86591	444.7	19.64
28AH-3	140H-3	44.450	25.40	25.22	12.70	162.0	166.6	41.00	6.40	52.20	517.2/117545	598.4	24.90
32AH-3	160H-3	50.800	28.58	31.55	14.27	192.0	196.8	47.80	7.20	61.90	680.4/154636	787.3	30.10
40AH-3	200H-3	63.500	39.68	37.85	19.85	243.2	250.1	60.00	9.50	78.31	1061.4/241227	1228.2	57.06

\*套筒链: 表中滚子直径d1为套筒直径

\*Bushing chains: d1 in the table indicate the external diameter of the bushing.